

WELCOME



Year 1

Mursheda/Esther - 1 Red

Harprit - 1 Yellow

Anita - 1 Blue

Monika - 1 Green

Phase leader: Darshan

Support staff: Harvinder, Hasna, Safina and Salma





REMINDERS



Punctuality

School starts at 8:45am. Please try to arrive in time to complete early morning work, respond to next steps or read with an adult. Arriving 15 minutes late each day equates to over an hour a week. Over the school year this is the equivalent of almost 39 hours of missed learning - almost 11 school days!

Attendance

Children will receive special award time and attendance certificates for 100% attendance.

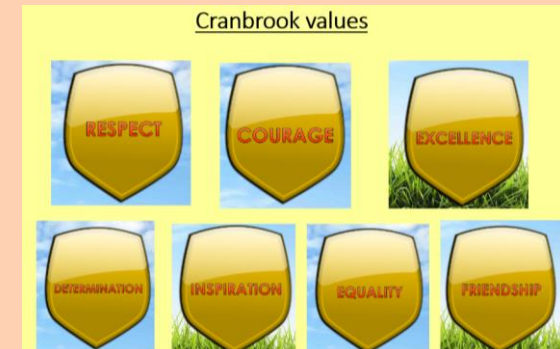
The expectation is 96%. Please ensure that your children attend school - pupils with no absence are 1.3 times more likely to achieve age related expectations, and 3.1 times more likely to achieve above age related expectations, than pupils that missed 10-15% of all sessions.

School Dinners

Please remember to pay for school dinners online.

School Values

Please talk to your child about our school values of respect, courage, excellence, determination, inspiration, equality and friendship.



UNIFORM



For Girls

Jade, round neck sweatshirt with school logo, dark grey skirt, pinafore or trousers and white polo shirt (with or without school logo). In the summer term, girls can wear a green and white striped dress. Black or white hijab/headscarf.

Footwear

Sensible flat shoes in black, brown or tan - trainers,
Please note children are not permitted to wear non-religious jewellery, makeup or nail polish.

P.E Kit is black shorts or leggings/joggers with a white t-shirt or a class colour t-shirt. Trainers for outdoor P.E. Pupils will need Astro turf trainers for when we go to Frenford - these can be dual purpose and surface.

For Boys

Jade, round neck sweatshirt with school logo, dark grey trousers and white polo shirt (with or without school logo). In the summer term, dark grey smart shorts can be worn.



E-SAFETY



What is done in school?

- The school's Internet connection is filtered on several levels including by the Local Authority to keep children and staff safe when going online
- eSafety is taught in school.



Policies – AUP & eSafety Policy

- **ZIP IT** – Keep your personal stuff private and think about what you say and do online
- **BLOCK IT** – Block people who send nasty messages and don't open unknown links and attachments
- **FLAG IT** – Flag up with someone you trust if anything upsets you or if someone asks to meet you offline.

Educate! Educate! Educate!

The more we are aware, the less likely we are to get harmed!

Social Media:



Peer 2 Peer Bullying

Useful websites:

<http://www.safetynetkids.org.uk/personal-safety/staying-safe-online/>
<http://www.kidsmart.org.uk/>
<https://www.internetmatters.org/>



E-safety is not just about the safe use of computers, laptops and iPads but also **mobile phones** too!

TYPES OF VEHICLES



Aerial tramway



Airplane



Ambulance



Baby carriage (US)



Hot-air balloon



YEAR 1 SPRING 2022 THEME: ON THE MOVE

This term we will be travelling around the world. We will have the opportunity to experience different cultures and climates. We will also look at different forms of transport during our journey.

The travel will start with our stunning start day, where we will be using map skills and positional language to locate hidden objects. Be ready to use map reading and compass navigation skills in Geography to develop and to locate different countries and continents using globes and atlases. We will be exploring the physical and human characteristics of the world we live in.


On this exciting path of learning we will be looking at the history of the first flight and various forms of transport used. We will provide opportunities to look at significant events and people from the past.

Since changing the way that we showcase our themes, pop back at the end of Spring term to see yet another impressive display of our End-of-theme celebration work.



PHONICS

- ◉ Letters and Sounds - Contains games and activities we use to help children with phonics. Available online for FREE.
- ◉ Children are taught to read by breaking down words into separate **sounds** or '**phonemes**'. They are then taught how to **blend** these sounds together to read the whole word.
- ◉ Children have a 20 minute daily phonics lesson every morning.
- ◉ Children will be assessed each half term using past phonics papers.
- ◉ There are past phonics practice papers on the school website
<https://www.cranbrookprimaryschool.com/year-1>





RSHE

- ◉ Year 1 RSHE Themes:
 - My special people
 - Same and different
 - Understanding what a friend is
 - Secrets and keeping safe






SUPPORT AT HOME

Children can also practise their phonics by playing games online.

- Web links to some useful phonics sites:
- Mr Thorne does phonics (Useful for learning sounds)



<https://www.youtube.com/c/MrTsPhonics>

- Phonics Play (Fun Phonics game to practice sounds)



<https://www.phonicsplay.co.uk/>

- Alpha Blocks (Phonics episodes to embed phonics sounds learnt)

<https://www.bbc.co.uk/cbeebies/shows/alphablocks>



Read with your child **every day!**



EXPECTATIONS



Check that your child completes their homework weekly to the best of their ability (it must be their own handwriting) Provide support and encouragement, but do not do it for them. We promote challenge and independence in school.

Homework

- ✓ Handed out on a **Friday** to be returned by the following **Wednesday**
- ✓ 20 Minutes reading a day and parents /carers to record in reading records.
- ✓ Phonics book - practice daily

Presentation and handwriting

- ✓ ALL homework should follow the same high expectations of presentation that we expect in class

See the Cranbrook Website for additional supporting Resources to help with home learning

Education City, RM easimaths, Timestable Rockstarts, Bug Club, Lexia

<https://www.cranbrookprimaryschool.com/>

HOW TO ACCESS HOMEWORK



English or Maths updated every week on Friday. Due in latest Wednesday.

1



2

1

2

1

2

  Year 1 Homework



Thank you for all your support and hard work
with the pupils at home.

